



UNITED NATIONS

FINANCIAL PRESENTATION

UN Cash Position

18 May 2007

Alicia Barcena

Under Secretary-General for Management



Key Components as at 31 December (Actual)

(US\$ millions)

		2005	2006
Assessments	Regular Budget	1,828	1,755
	Tribunals	295	269
	Peacekeeping	4,738	3,450
	Capital Master Plan	18	109
Unpaid Assessments	Regular Budget	333	361
	Tribunals	25	51
	Peacekeeping	2,919	1,890
	Capital Master Plan	10	33
Cash on Hand*	Regular Budget*	123	150
	Tribunals	55	32
	Peacekeeping*	1,506	1,760
	Capital Master Plan	18	97
Debt owed to Member States	Peacekeeping	695	1,010

*Not including reserve accounts



REGULAR BUDGET

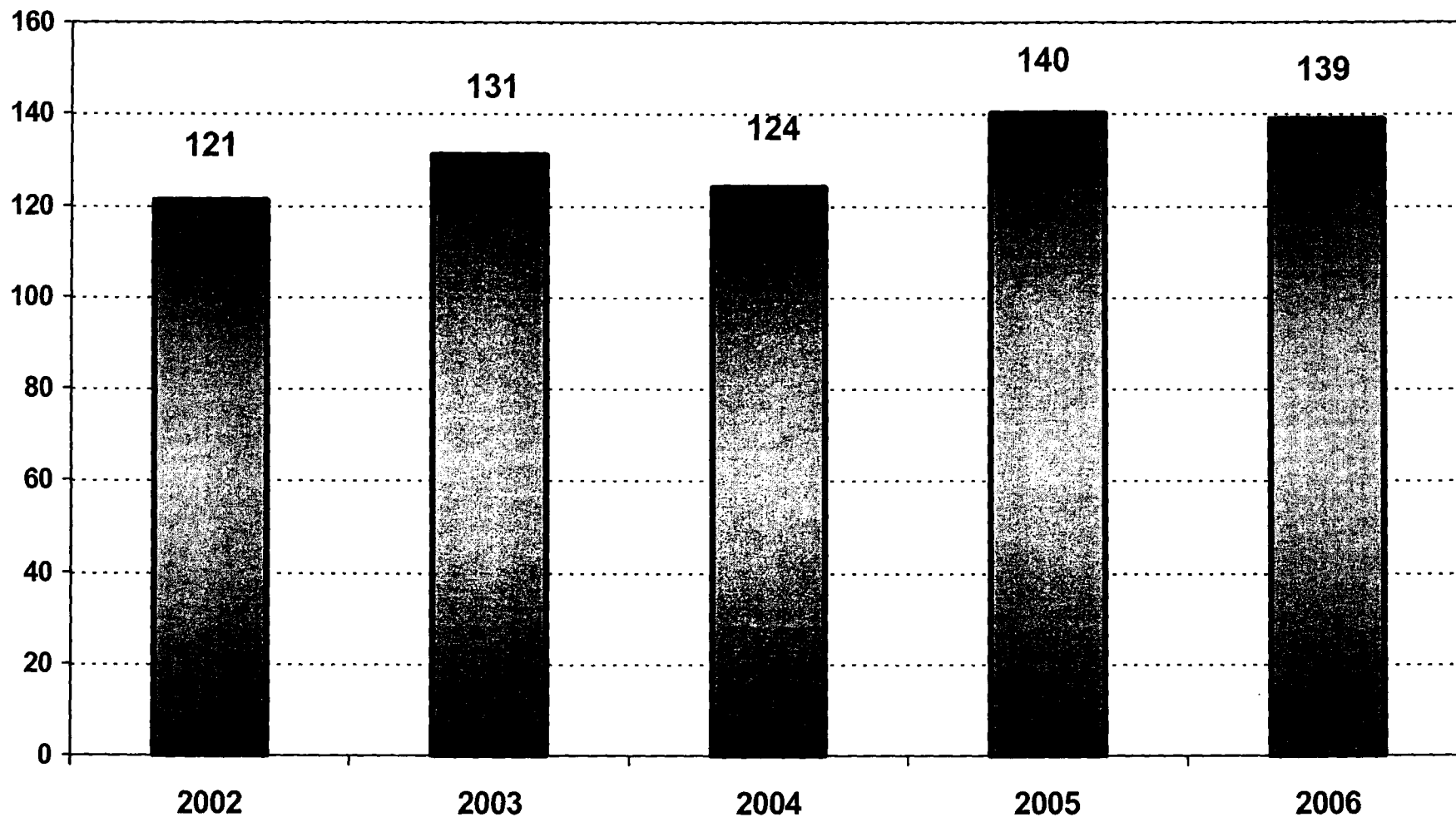


Regular Budget – Financial Position
as at 31 December (Actual)
(US\$ millions)

	2005	2006	Difference
Assessments	1,828	1,755	(73)
Payments received	1,852	1,727	(125)
Unpaid assessments	333	361	28



Number of Member States paying in full their Regular Budget Assessments at Year-End



Including Member States owing less than \$100



Fully Paid for Regular Budget Assessments as at 31 December 2006: 139 Member States

Algeria	Burkina Faso	Gabon	Lesotho	Oman	Tajikistan
Andorra	Burundi	Germany	Libyan Arab Jamahiriya	Peru	Thailand
Angola	Cambodia	Ghana	Liechtenstein	Poland	The former Yugoslav Republic of Macedonia
Antigua and Barbuda	Canada	Greece	Lithuania	Portugal	Tonga
Armenia	Cape Verde	Grenada	Luxembourg	Qatar	Trinidad and Tobago
Australia	China	Guatemala	Malaysia	Republic of Korea	Tunisia
Austria	Colombia	Guinea	Maldives	Romania	Turkey
Azerbaijan	Congo	Haiti	Mali	Russian Federation	Turkmenistan
Bahamas	Croatia	Hungary	Malta *	Saint Vincent and Grenadines	Uganda
Bahrain	Cuba	Iceland	Mauritania	Samoa	Ukraine
Bangladesh	Cyprus	India	Mauritius	San Marino	United Arab Emirates
Belarus	Czech Republic	Indonesia	Mexico	Saudi Arabia	United Kingdom
Belgium	Democratic People's Republic of Korea	Iraq	Micronesia	Senegal	United Republic of Tanzania
Bhutan *	Democratic Republic of the Congo	Ireland	Moldova	Serbia	Uzbekistan
Bolivia	Denmark	Israel	Monaco	Singapore	Venezuela
Bosnia and Herzegovina	Djibouti	Italy	Mongolia	Slovakia	Yemen
Botswana	Egypt	Jamaica	Morocco	Slovenia	Zambia
Brunei	El Salvador	Japan	Mozambique	Solomon Islands	Zimbabwe
Darussalam	Eritrea	Jordan	Myanmar	South Africa	
Bulgaria	Estonia	Kazakhstan	Namibia	Spain	
	Ethiopia	Kenya	Nepal	Sri Lanka	
	Fiji	Kiribati	Netherlands	Suriname	
	Finland	Kuwait	New Zealand	Swaziland	
	France	Lao People's Democratic Republic	Nicaragua	Sweden	
		Latvia	Nigeria	Switzerland	
			Norway		

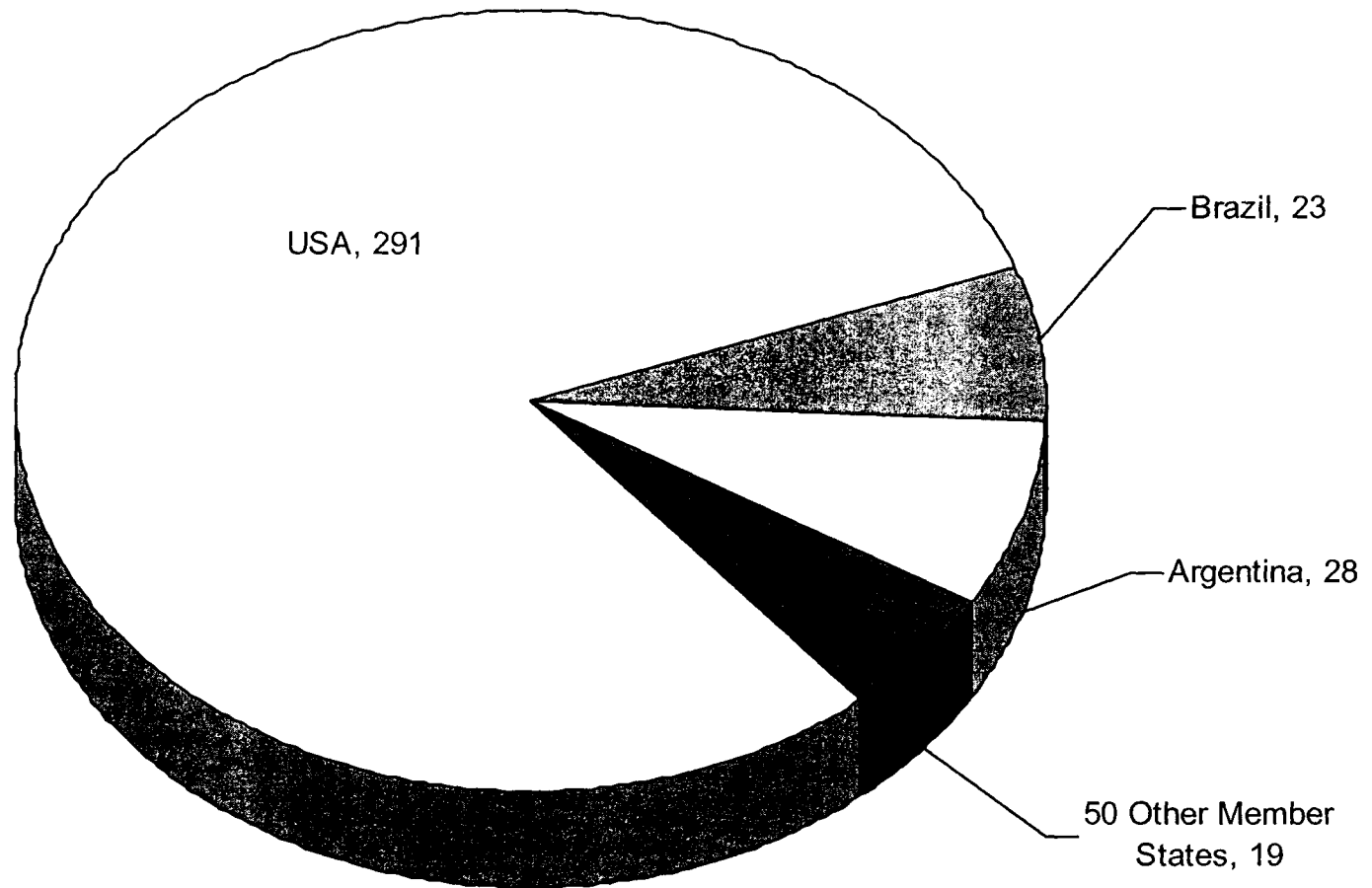
* Owing less than \$100



Regular Budget Assessments Outstanding as at 31 December 2006

(US\$ millions)

53 Member States



Total outstanding = \$361 million



Payment in full of Regular Budget Assessments in 2006 and 2007

2006					2007				
<u>JAN.</u>		<u>FEB.</u>	<u>MAR.</u>	<u>APR - 16 MAY</u>	<u>JAN.</u>		<u>FEB.</u>	<u>MAR.</u>	<u>APR - 16 MAY</u>
Angola	Latvia	Brunei	Algeria	Austria	Australia	Singapore	Bulgaria	Antigua and Barbuda	Bahrain
Antigua and Barbuda	Liechtenstein	Darussalam*	Bahrain	Belgium	Austria	South Africa	Colombia	Barbuda	Bhutan *
Armenia	Luxembourg	Cape Verde	Fiji	Bhutan*	Azerbaijan	Suriname	Czech Republic	Belgium	Bosnia and Herzegovina
Australia	Maldives	Croatia	Greece	Botswana	Belarus	Sweden	Dominica	Fiji	Brazil
Azerbaijan	Malta*	Czech Republic	Hungary	Colombia	Bolivia	Switzerland	Estonia	Greece	Brazil
Bahamas	Monaco	Iraq	Jordan	Cuba	Botswana	Thailand	France	Hungary	Cambodia
Bangladesh	Mongolia	Italy	Portugal	Egypt	Brunei	Ukraine	Israel	India	Italy *
Belarus	New Zealand	Kuwait	Republic of Korea	Grenada	Darussalam	Zambia	Kuwait	Indonesia	Kyrgyzstan
Bolivia	Norway	Lao People's Democratic Republic	Saudi Arabia	Lesotho	Burkina Faso		Lao People's Democratic Republic	Lesotho	Mongolia
Bulgaria	Republic of Moldova	Malaysia	Spain	Mauritania	Burundi		Latvia	Lithuania	Mozambique
Burkina Faso	Russian Federation	Mauritius	Sri Lanka	Mozambique	Canada		Moldova	Malaysia	Nepal
Burundi	Singapore	Namibia	Tajikistan	Nicaragua	Denmark		Poland	Republic of Korea	Portugal
Canada	Slovakia	Netherlands		Romania	Finland		Poland	San Marino	Qatar
Congo	Solomon Islands	Poland		Yemen	Georgia		Romania	Spain	Samoa
Denmark	South Africa	Samoa			Ireland		Saint Kitts and Nevis	Swaziland	Sri Lanka
Estonia	Suriname	Slovenia			Liechtenstein		Slovakia	Trinidad and Tobago	Turkey
France	Sweden	Swaziland			Luxembourg		Slovenia		Venezuela
Gabon	Switzerland	Trinidad and Tobago			Maldives		United Arab Emirates		Yemen *
India	Thailand	United Republic of Tanzania			Malta		United Kingdom		
Ireland	United Kingdom	Uzbekistan			Monaco		Uzbekistan		
Kenya					Netherlands				
					New Zealand				
					Norway				
					Russian Federation				

TOTAL: 87

TOTAL: 82

* Owing less than \$100



Regular Budget – Financial Position as at 16 May (US\$ millions)

	2006	2007	Difference
Assessments	1,755	2,069*	314
Payments received	879	1,122	243
Unpaid assessments	1,209	1,308	99

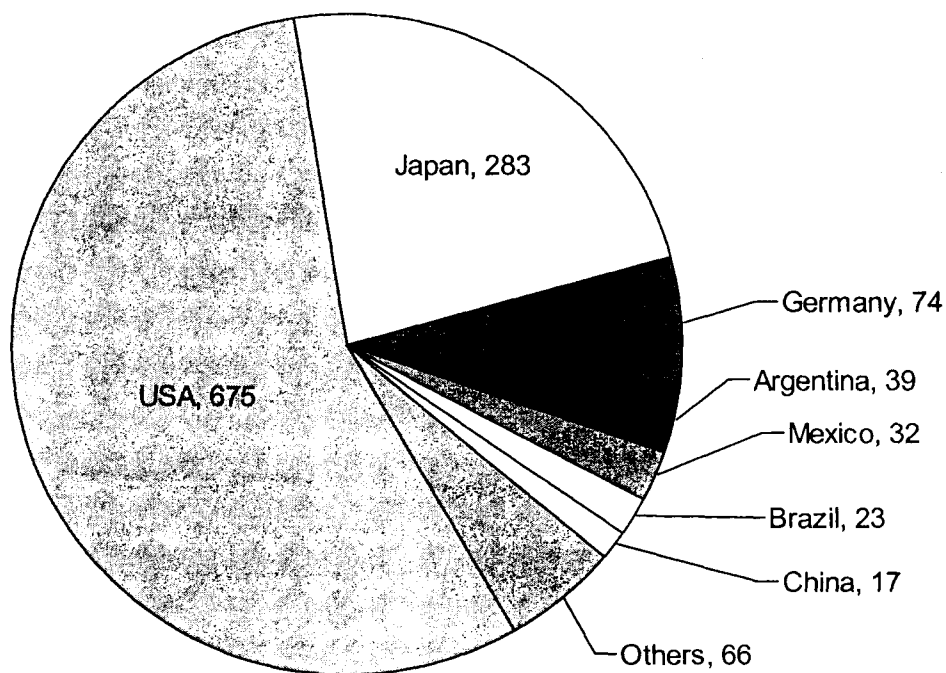
Outstanding assessments over \$100 million higher in 2007 than in 2006

*** Includes adjustment to the Working Capital Fund**



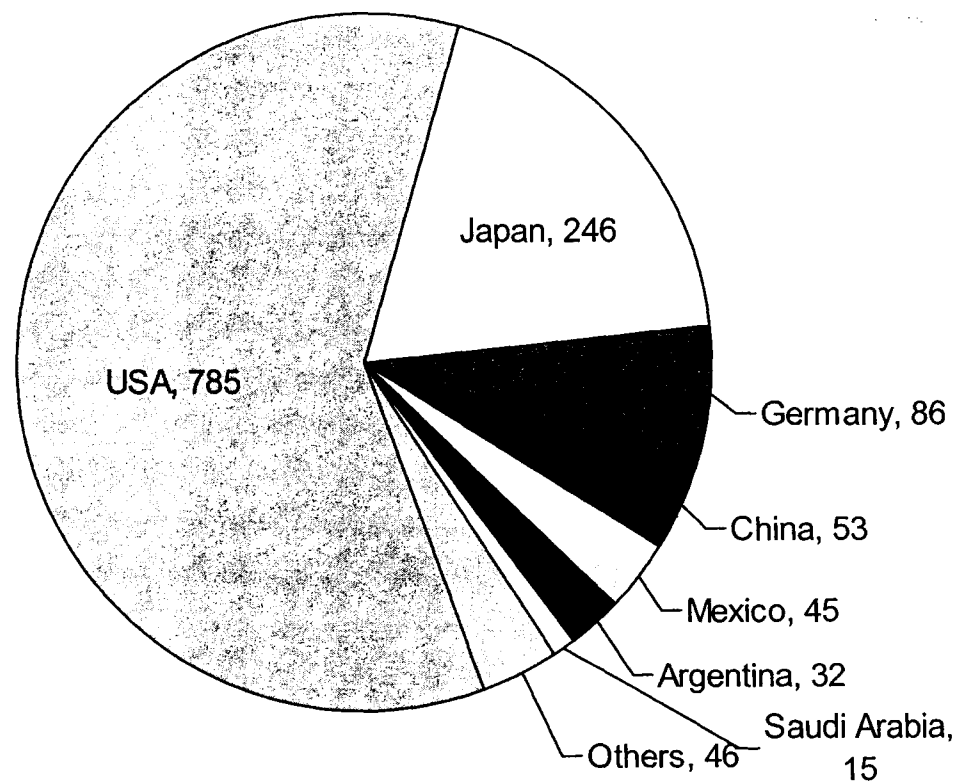
Unpaid Regular Budget Assessments as at 16 May (US\$ millions)

May 2006



Total = \$1,209

May 2007



Total = \$1,308



Regular Budget Cash Position (Actual)

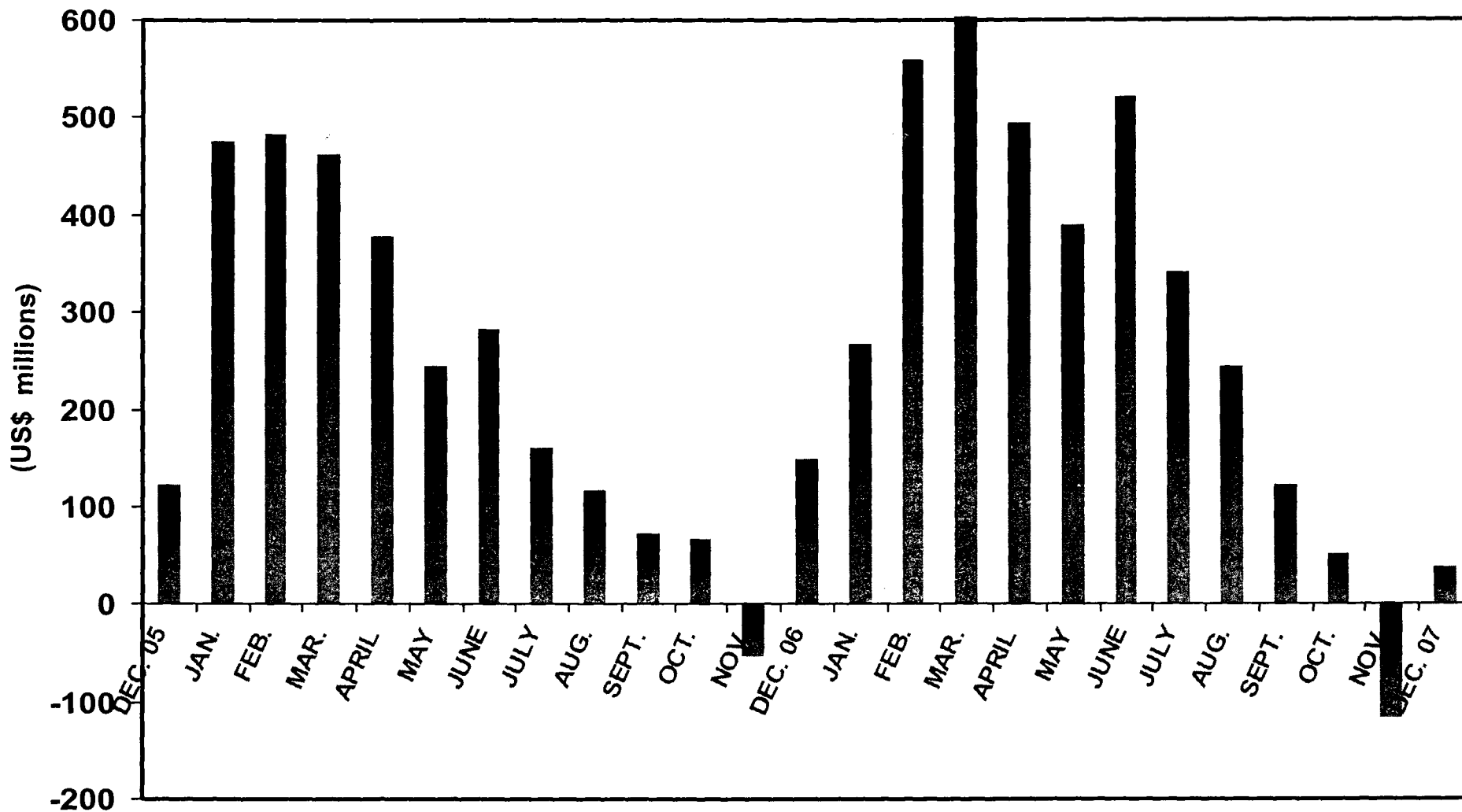
(US\$ millions)

	31 December 2006	16 May 2007
Regular Budget	150	435
Working Capital Fund	100	150
Special Account	224	227
Combined General Fund	474	812



Regular Budget Cash Position

Actual and projected figures for General Fund for 2006 – 2007*





Regular Budget Cash Position

(US\$ millions)

Outstanding at 31 December 2006	361
Assessed for 2007	2,069
Total	2,430
Payments received by 16 May 2007	1,122
Outstanding from 112 Member States	1,308



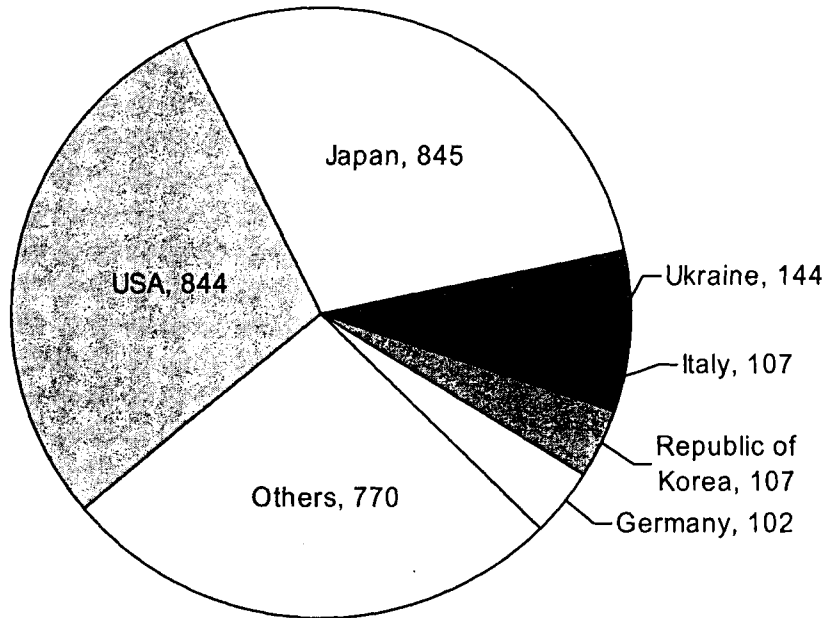
PEACEKEEPING



Unpaid Peacekeeping Assessments as at 31 December (Actual)

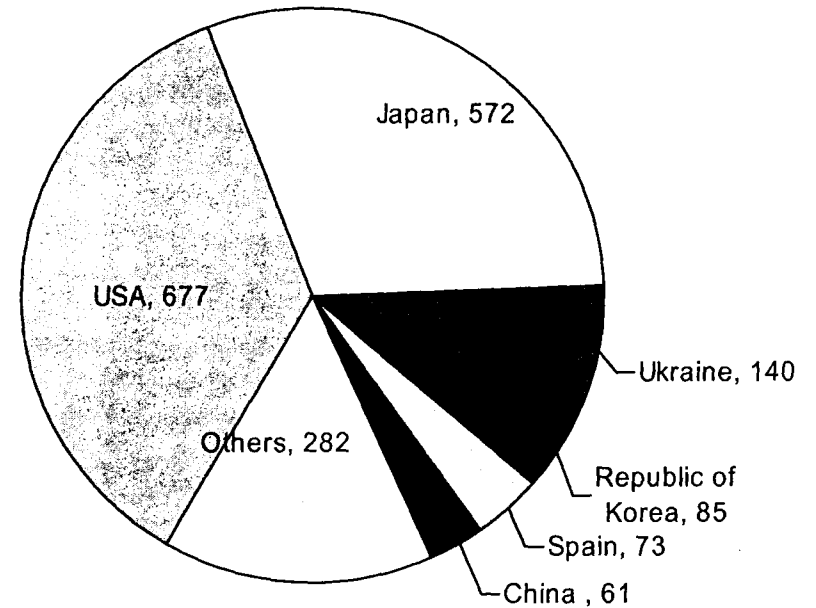
(US\$ millions)

2005



Total = \$2,919*

2006



Total = \$1,890

*Including \$1,183 million for which assessments were issued on 16 December 2005



**Fully Paid all peacekeeping assessments
due and payable as at 31 December 2006:
17 Member States**




Azerbaijan	Portugal
Canada	Russian Federation
Bosnia and Herzegovina*	Singapore
Denmark*	Sweden
Finland	Switzerland*
Germany	Thailand
Ireland	Zambia*
Kazakhstan	
Liechtenstein	
New Zealand	

* Owing less than \$100



Peacekeeping Cash as at 31 December 2006

(US\$ millions)



TOTAL \$1,760 million



Peacekeeping - Financial Position as at 16 May 2007

(US\$ millions)

Outstanding assessments at 31 December 2006	1,890
Assessments during 2007*	2,571
Total	<u>4,461</u>
Payments received during 2007	2,803
Outstanding assessments at 16 May 2007	<u>1,658</u>

* Including \$444 million issued on 27 April 2007



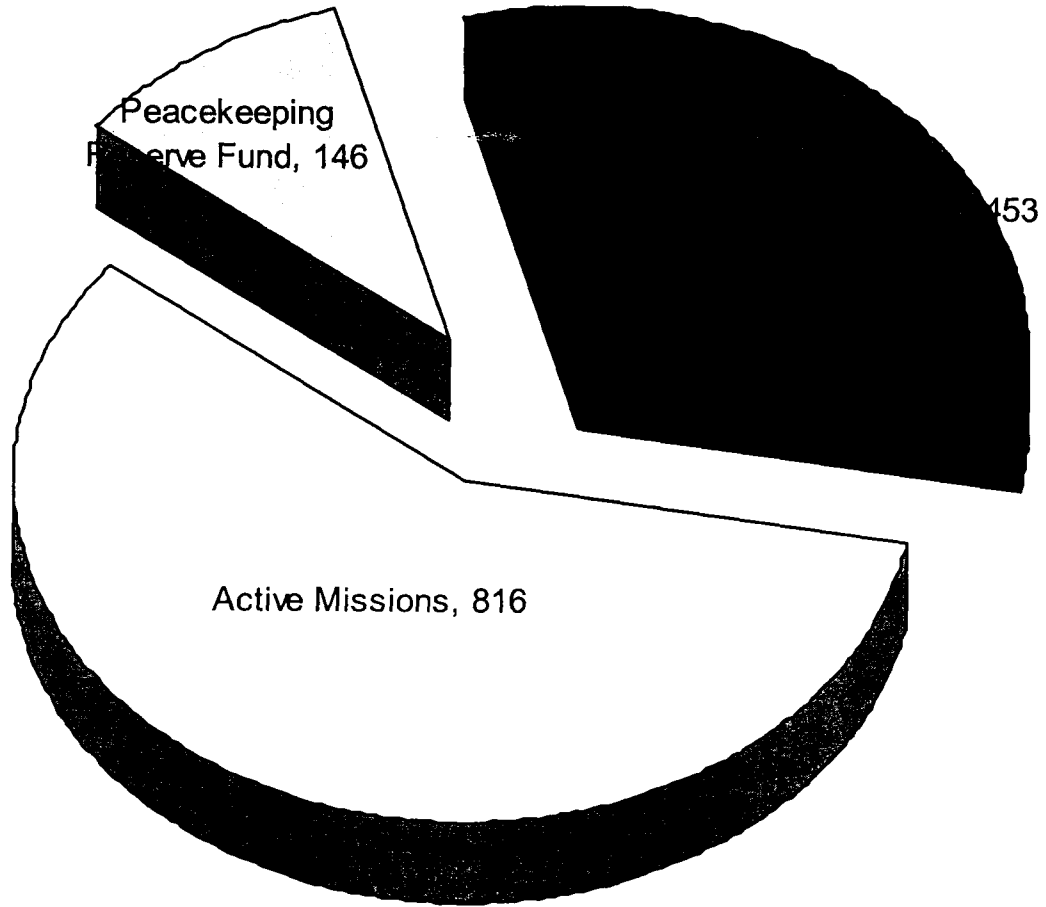
Fully Paid for Peacekeeping Assessments Due and Payable as at 16 May 2007: 24 Member States

Australia	Liechtenstein
Azerbaijan	Madagascar
Austria *	Monaco *
Botswana	Mozambique
Canada	New Zealand*
Czech Republic	Republic of Korea
Denmark	Russian Federation
Finland	Singapore
France	Sweden
Germany	Switzerland *
Ireland	Thailand
Italy	United Kingdom

*Owing less than \$100



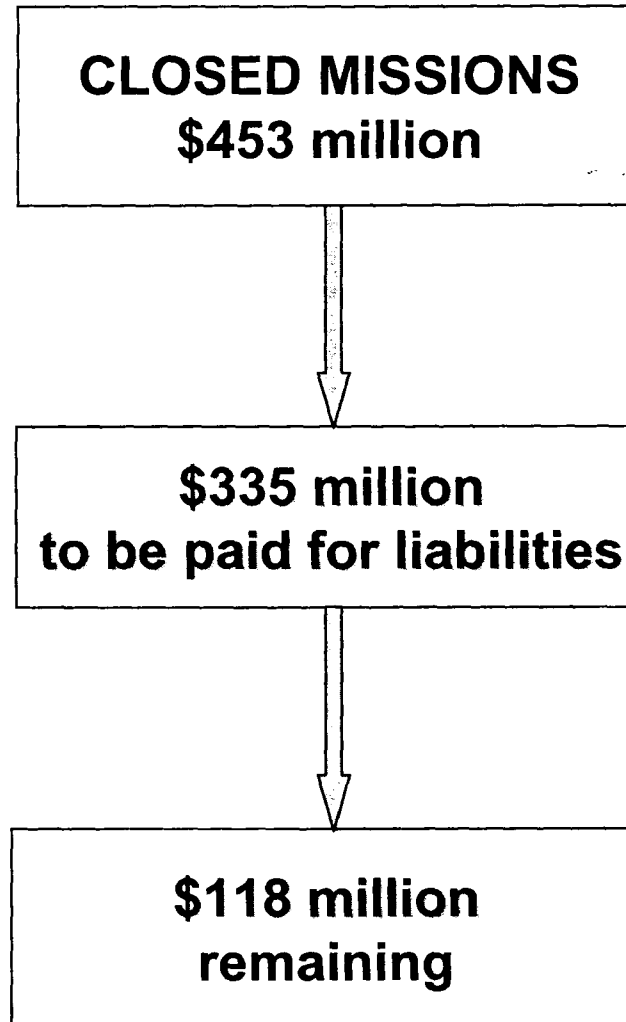
Projected Peacekeeping Cash at 31 December 2007 (US\$ millions)



TOTAL \$1,415

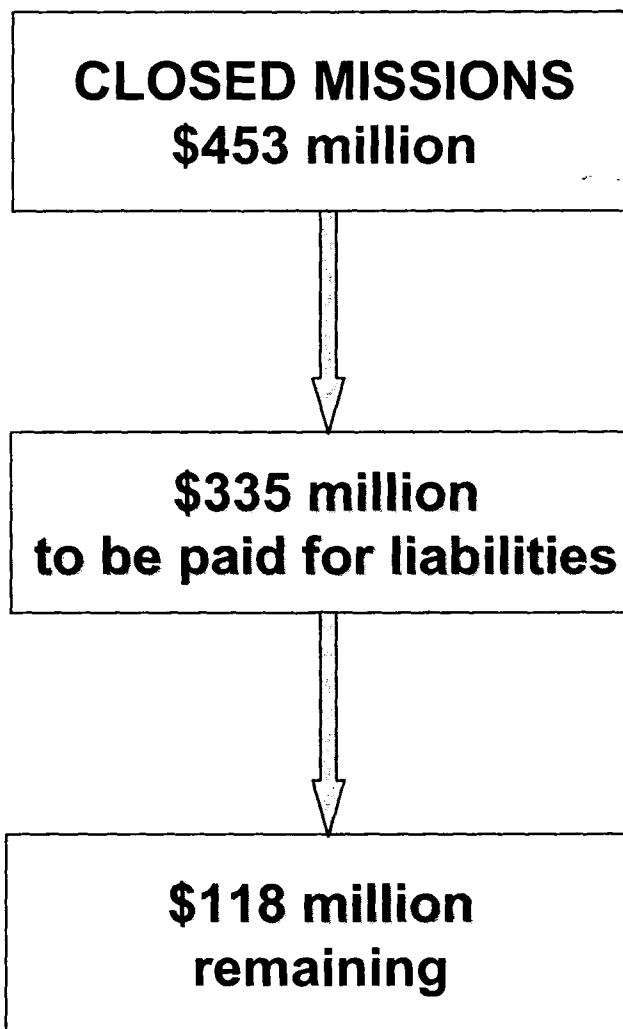


Projected Cash for Closed Peacekeeping Missions at End of 2007





Projected Cash for Closed Peacekeeping Missions at End of 2007





Amounts Owed for Troops/Formed-Police Units and COE 2006 – 2007

(US\$ millions)

	Actual 2006	Projected 2007
1 January	695	1,010
New obligations	1,461	1,673
Payments to Member States	(1,146)	(2,094)
31 December	1,010	589

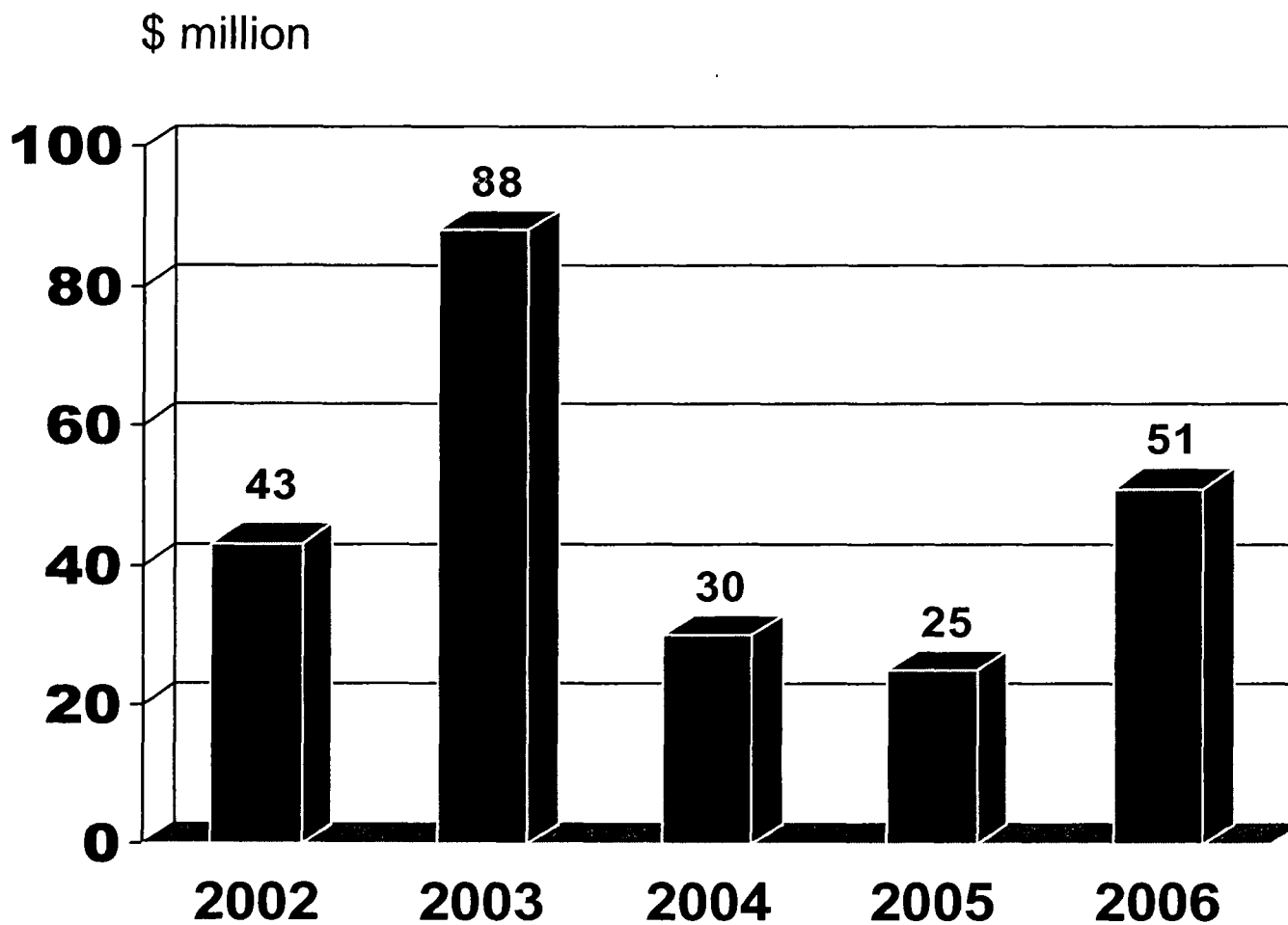


TRIBUNALS



as at 31 December

(US\$ millions)



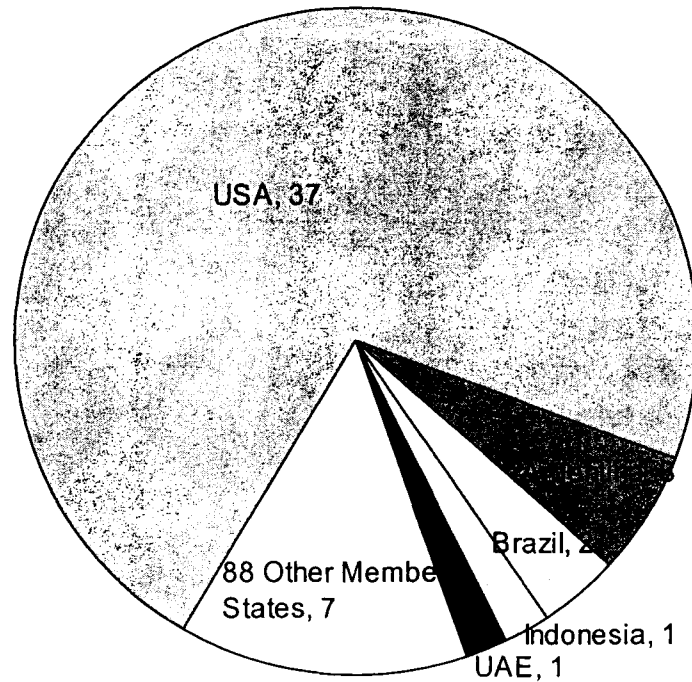


International Tribunals

Amounts Outstanding as at 31 December 2006

(US\$ millions)

93 Member States



Total outstanding = \$51 million



Fully Paid for Tribunal Assessments

as at 31 December 2006: 99 Member States

Algeria	Cuba	Iceland*	Moldova	Slovakia
Andorra	Cyprus	India	Monaco	Slovenia
Angola	Czech Republic	Iraq	Mongolia	South Africa
Antigua and Barbuda	Democratic People's Republic of Korea	Ireland	Mozambique	Spain
Armenia	Democratic Republic of Congo	Israel	Namibia	Sri Lanka
Australia	Denmark	Italy	Nepal	Sweden
Austria	Eritrea	Japan	Netherlands	Switzerland
Azerbaijan	Estonia	Jordan	New Zealand	Tajikistan
Belarus	Fiji	Kazakhstan	Nicaragua	Thailand
Belgium	Finland	Kenya	Nigeria	Tonga
Belize	France	Kiribati	Norway	Tunisia
Bhutan*	Gabon	Kuwait	Pakistan*	Turkey
Bosnia and Herzegovina	Germany	Latvia	Poland	Ukraine
Brunei Darussalam	Ghana	Liechtenstein	Portugal	United Kingdom
Bulgaria	Greece	Lithuania	Republic of Korea	United Republic of Tanzania
Burundi	Grenada	Luxembourg	Romania	Uzbekistan
Canada	Guatemala	Madagascar	Russian Federation	Venezuela
China	Guyana	Malaysia	Samoa	Zambia
Colombia	Hungary	Mali	San Marino	
Congo		Malta	Saudi Arabia	
		Mexico	Singapore	

*Including Member States owing less than \$100



International Tribunals – Financial Position as at 16 May 2007

	<u>2006</u>	<u>2007</u>
Member States paid in full*	49	57
Payments received (\$ millions)	152	193
Unpaid assessments (\$ millions)	142	153

*Including Member States owing less than \$100



CAPITAL MASTER PLAN



**Family Paid for Capital Master Plan Due and
Payable as at 16 May 2007: 59 Member States***

- | | |
|---------------------|--------------------|
| Albania | Israel |
| Angola | Italy |
| Antigua and Barbuda | Jamaica |
| Australia | Latvia |
| Austria | Liechtenstein |
| Azerbaijan | Lithuania |
| Belarus | Luxembourg |
| Belgium | Malaysia |
| Bhutan* | Maldives |
| Botswana | Mauritania |
| Brazil | Moldova |
| Brunei Darussalam | Monaco |
| Bulgaria | Mongolia |
| Canada | Mozambique |
| China | Netherlands* |
| Costa Rica | New Zealand |
| Cuba | Norway |
| Czech Republic | Oman |
| Denmark | Poland |
| Egypt | Portugal |
| Estonia | Republic of Korea |
| Finland | Romania |
| France | Russian Federation |
| Germany | Singapore |
| Greece | Slovenia |
| Hungary | Sweden |
| Iran | Switzerland |
| Ireland | Thailand |
| | Ukraine |
| | United Kingdom |
| | Zimbabwe |

*Including Member States owing less than \$100



THE OVERALL FINANCIAL SITUATION



All Assessments Due and Payable as at 16 May 2007 Paid in Full

Australia	Monaco*
Austria*	Mozambique
Azerbaijan	New Zealand*
Botswana	Republic of Korea
Canada	Russian Federation
Denmark	Singapore
Finland	Sweden
Ireland	Switzerland*
Italy*	Thailand
Liechtenstein	United Kingdom

*Including Member States owing less than \$100



CONCLUSIONS

- ⇒ Financial situation in 2006 generally better than in 2005.
- ⇒ Fewer Member States had paid in full for the regular budget by 16 May 2007.
- ⇒ Payments received by 16 May 2007 to the regular budget were \$243 million higher than on the same date in 2006.
- ⇒ Unpaid assessed regular budget contributions were \$99 million higher on 16 May 2007 than a year earlier.
- ⇒ The financial position of peacekeeping operations at 16 May 2007 shows some improvement. Contributions of over \$2.8 billion were received, reducing the amount outstanding from \$1.8 billion to \$1.6 billion.
- ⇒ The financial position of the tribunals deteriorated in 2006. The outstanding assessments increased to \$51 million at the end of 2006 as opposed to \$25 million in 2005.
- ⇒ The financial health of the Organization depends on Member States, including major contributors, meeting their financial obligations in full and on time.